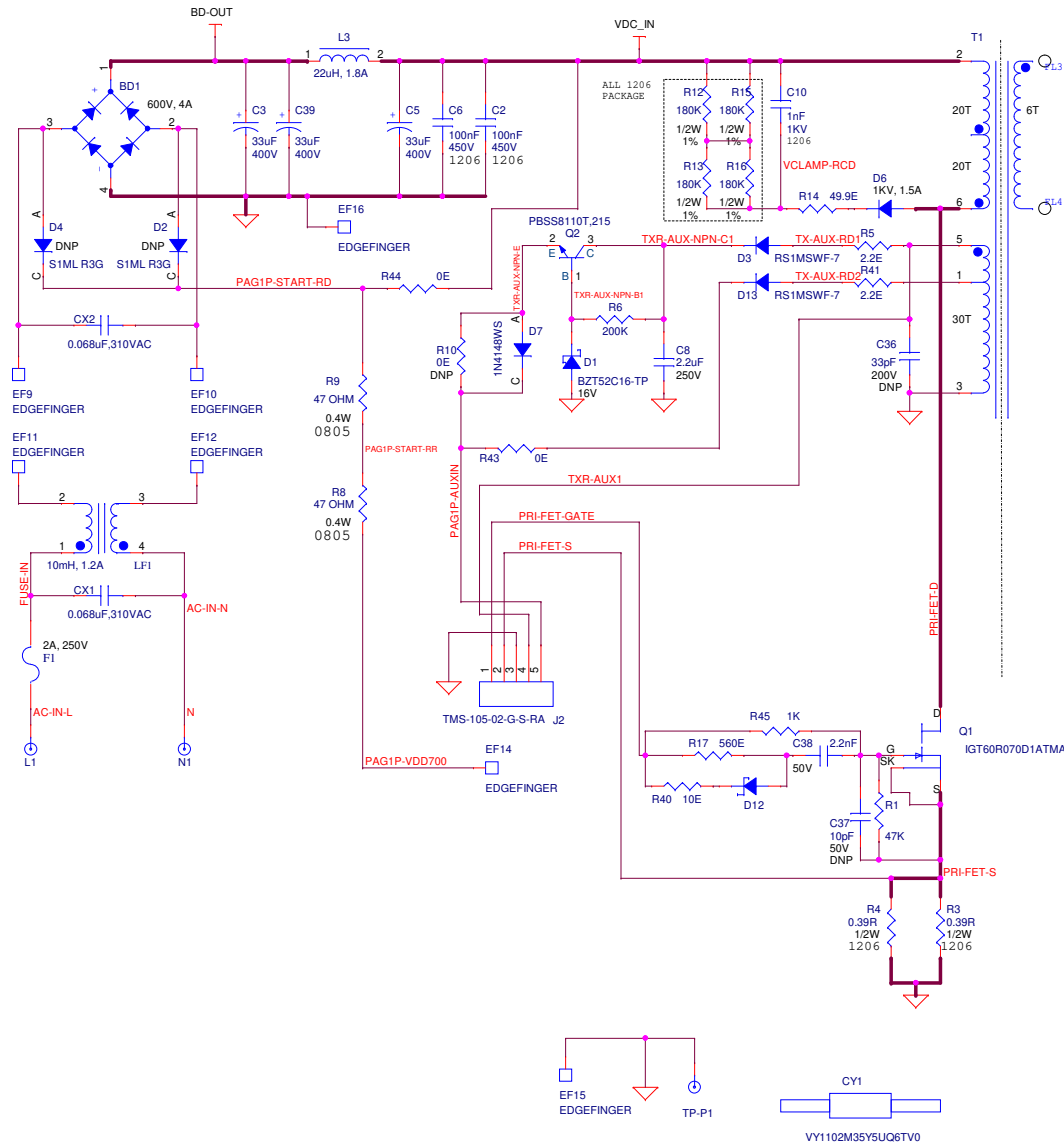
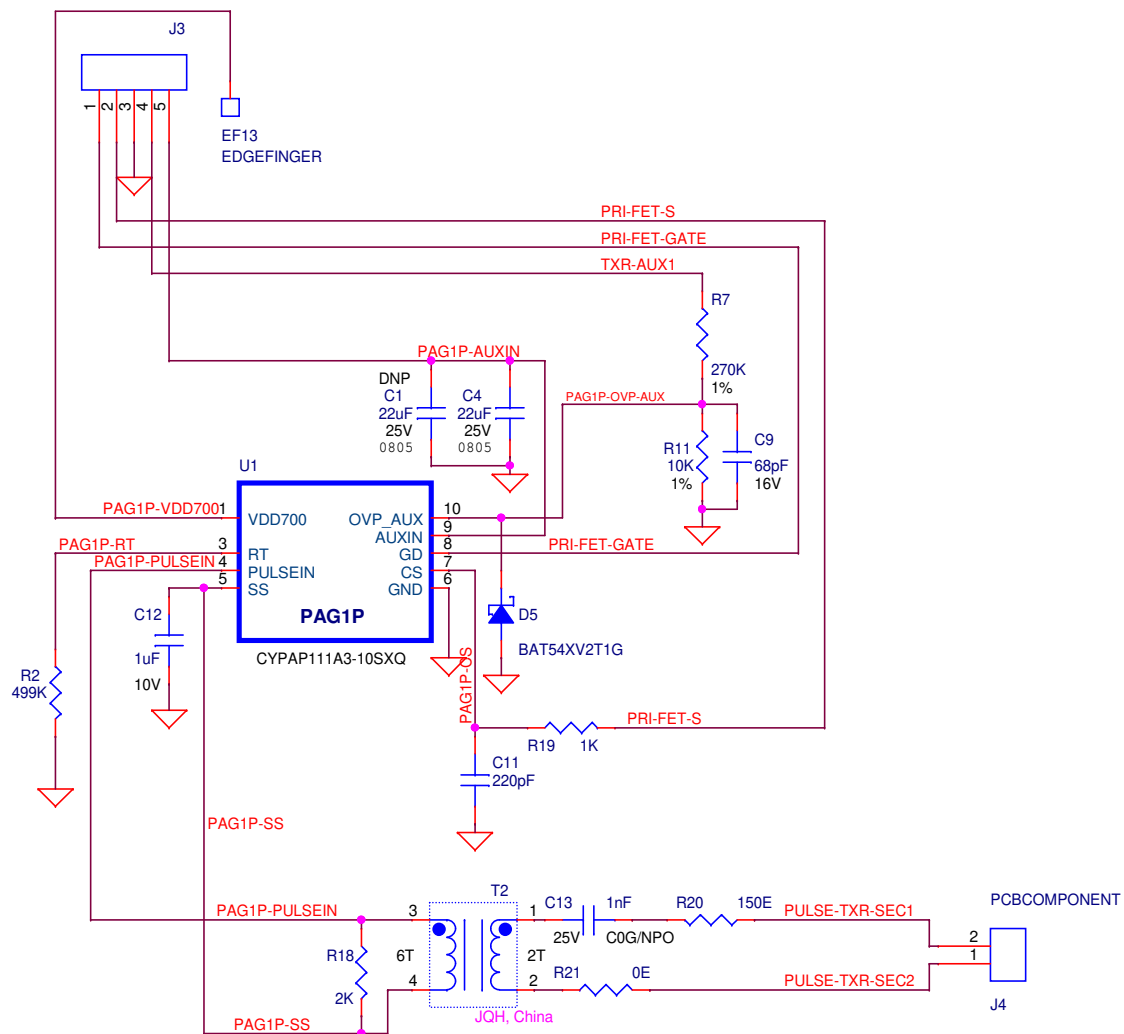

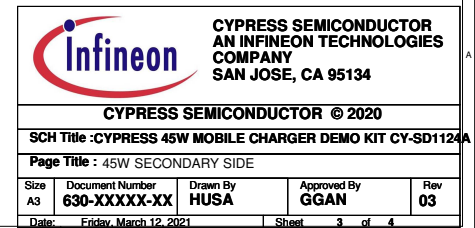
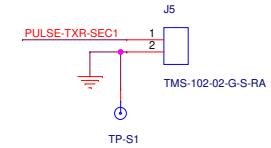


# 45W CHARGER - PRIMARY SIDE BOARD





		<b>CYPRESS SEMICONDUCTOR</b> <b>AN INFINEON TECHNOLOGIES</b> <b>COMPANY</b> <b>SAN JOSE, CA 95134</b>		
		<b>CYPRESS SEMICONDUCTOR © 2020</b>		
<b>SCH Title :CYPRESS 45W MOBILE CHARGER DEMO KIT CY-SD1124A</b>				
<b>Page Title : 45W PULSE TRANSFORMER BOARD</b>				
Size A4	Document Number <b>630-XXXXX-XX</b>	Drawn By <b>HUSA</b>	Approved By <b>GGAN</b>	Rev <b>03</b>
Date: Friday, March 12, 2021		Sheet 2 of 4		

[illegible]

REV NO	CHANGES	RELEASE DATE
1	DEVELOPED OVER CY-SD1124	25-08-2020
2	C34,C35 CAPS CHANGED FROM 330uF TO 470uF Aluminum - Polymer Capacitors.	01-01-2021
3	C36 changed to DNP R17 changed to 560 ohm; 0603 R40 changed to 10 ohm; 0603 D12- BAT54J,115; diode added in turn off path R3,R4 changed to 0.39 ohm; RCWE1206R390FKEA C30 changed to 820pF, 0805, CGJ4C3C0G2D821J060AA R35, changed to 20 ohm, CRCW121020R0JNEA R25 changed to 1.47Meg ohm; 0603 R26 changed to 147kohm; 0603 J6 changed to DX07S016JA3R1500; USB type-c receptacle	10-03-2022



CYPRESS SEMICONDUCTOR  
AN INFINEON TECHNOLOGIES  
COMPANY  
SAN JOSE, CA 95134

CYPRESS SEMICONDUCTOR © 2020

SCH Title : CYPRESS 45W MOBILE CHARGER DEMO KIT CY-SD1124A

Page Title : REVISION HISTORY

Size	Document Number	Drawn By	Approved By	Rev
Customer	630-XXXX-XX	HUSA	GGAN	03
Date:	Friday, March 12, 2021	Sheet	4 of 4	